


## Customer Online Shopping Payment Guide

Step 1: Click 'Checkout' button as shown.

My cart Continue Shopping >

	Lava Gas 13kg AU\$99.00	<input type="text" value="1"/> +	AU\$99.00	×
---	----------------------------	----------------------------------	-----------	---

Enter a promo code

Add a note

Order summary

Subtotal	AU\$99.00
Shipping	AU\$5.00
<u>Nauru</u>	
Total	AU\$104.00

Standard Shipping - AU\$5.00

**Checkout**

Step 2: Enter 'Shipping details' then click on the 'Continue' button as shown. Example provided below.

1 Shipping details

\*Email for order confirmation

\*First name

\*Last name

\*Address

\*City

\*Country


\*Zip / Postal code

\*Phone

\*Name of the person picking up the order

**Continue**

Order summary (1) Edit Cart

	Lava Gas 13kg Qty: 1 +More Details	AU\$99.00
---	--	-----------

Enter a promo code

Subtotal	AU\$99.00
Shipping	AU\$5.00
Tax	AU\$0.00
<b>Total</b>	<b>AU\$104.00</b>

Secure Checkout

Step 3: Select the 'Delivery method' check box then click the 'Continue' button as shown.

Already have an account? [Log in](#) for a faster checkout.

✓ **Shipping details** [Edit](#)

Tom Jerry  
tomgerry@gmail.com  
Ewa, Nauru, NAURU NRU68, Nauru  
5561111  
Name of the person picking up the order: Myself

---

**2 Delivery method**

**Shipping**


Standard Shipping AU\$5.00  
Same Day Delivery

**Pickup**

Store Pickup Free  
Ewa, Ring Road, Ewa, , 0000, Nauru

**Continue**

**Order summary (1)** [Edit Cart](#)

 Lava Gas 13kg AU\$99.00  
Qty: 1  
[+More Details](#)

[Enter a promo code](#)

Subtotal AU\$99.00  
Shipping AU\$5.00  
Tax AU\$0.00  
**Total AU\$104.00**

Secure Checkout

Step 4: Click the 'Continue' button as shown below.

✓ **Delivery method** [Edit](#)

Standard Shipping (Same Day Delivery) AU\$5.00

---

**3 Payment**

Redeem a gift card


**Bank Transfer via Bendigo Bank PayID**  
In order to pay for your order, process an [online PayID](#) payment on the Bendigo Bank app or website. The PayID Email to be processed to is [cpdelivery@capelle.com.nr](mailto:cpdelivery@capelle.com.nr). The description of the transfer must be the order number on your final invoice.  
For more instructions, click on the [How to order and pay page](#) on the website.  
\*Do not transfer money until delivery staff have contacted you to confirm your order and total cost. Thank you!

Billing address

Same as shipping address

**Continue**

**Order summary (1)** [Edit Cart](#)

 Lava Gas 13kg AU\$99.00  
Qty: 1  
[+More Details](#)

[Enter a promo code](#)

Subtotal AU\$99.00  
Shipping AU\$5.00  
Tax AU\$0.00  
**Total AU\$104.00**

Secure Checkout

Step 5: Click the 'Place Order' button as shown.


✓ **Delivery method** Edit  
Standard Shipping (Same Day Delivery) AU\$5.00

✓ **Payment** Edit

**Bank Transfer via Bendigo Bank PayID**  
In order to pay for your order, process an [online PayID](#) payment on the Bendigo Bank app or website. The PayID Email to be processed to is [cpdelivery@capelle.com.nr](mailto:cpdelivery@capelle.com.nr). The description of the transfer must be the order number on your final invoice.  
For more instructions, click on the [How to order and pay](#) page on the website.  
\*Do not transfer money until delivery staff have contacted you to confirm your order and total cost. Thank you!


Tom Jerry  
tomjerry@gmail.com  
Ewa, Nauru, NAURU NRU88, Nauru  
5561111

**Order summary (1)** Edit Cart

 Lava Gas 13kg AU\$99.00  
Qty: 1  
[+More Details](#)

[Enter a promo code](#)

Subtotal AU\$99.00  
Shipping AU\$5.00  
Tax AU\$0.00  
**Total AU\$104.00**

 Secure Checkout

#### 4 Review and place order

Review the order details above, and place your order when you're ready.




Step 6: Click on the 'Bendigo Bank' icon as shown below.


Home Categories All products FAQ

Order Cut-Off Times

Cut-off Time	Delivery Time
3 pm	6 pm
10 am	12 pm

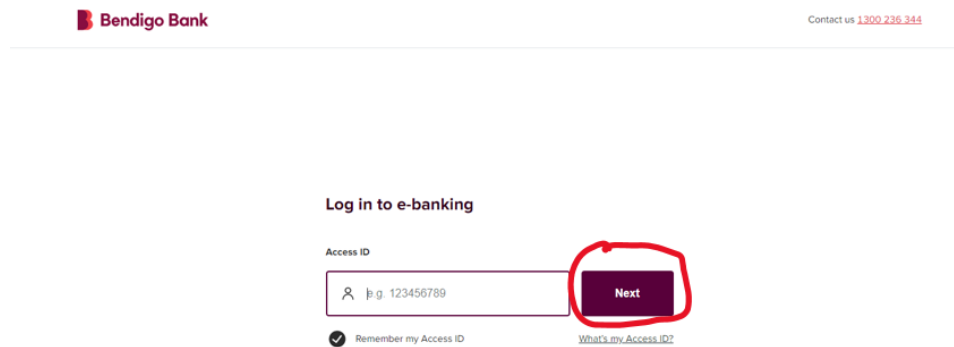
 **Bendigo Bank**

Thank you, Tom Jerry  
You'll receive a confirmation email soon.  
Order number: 10042

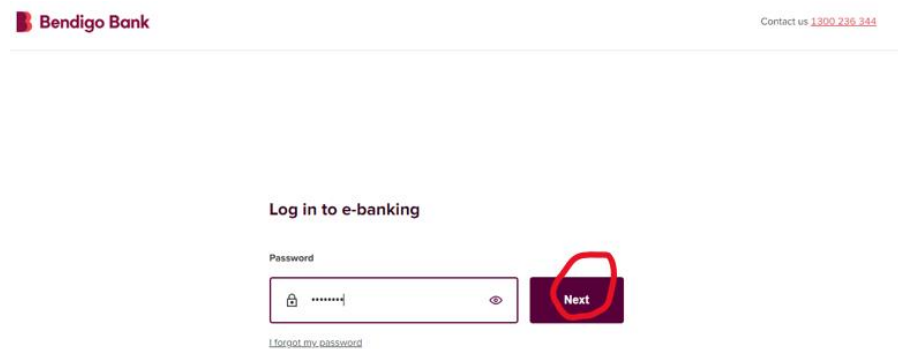
 Lava Gas 13kg AU\$99.00  
Qty: 1

Subtotal AU\$99.00  
Shipping AU\$5.00  
Tax AU\$0.00  
**Total AU\$104.00**

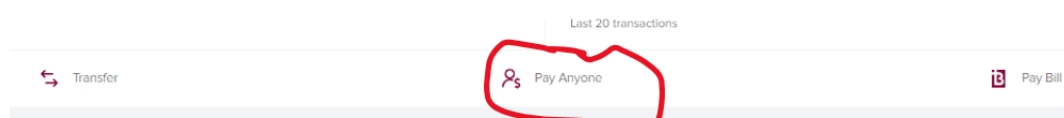
Step 7: This will automatically take you to the Bendigo Online banking page as shown. From there, enter your Bendigo online banking 'Access ID' then click next as shown.



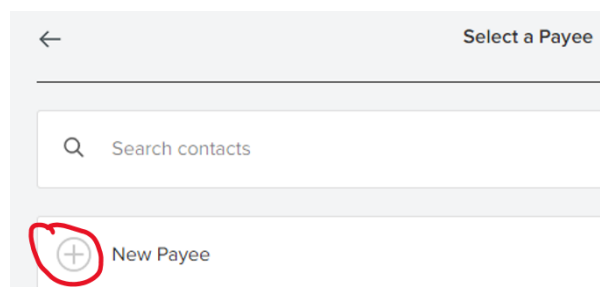
Step 8: Enter your online banking access password then click 'Next' as shown.



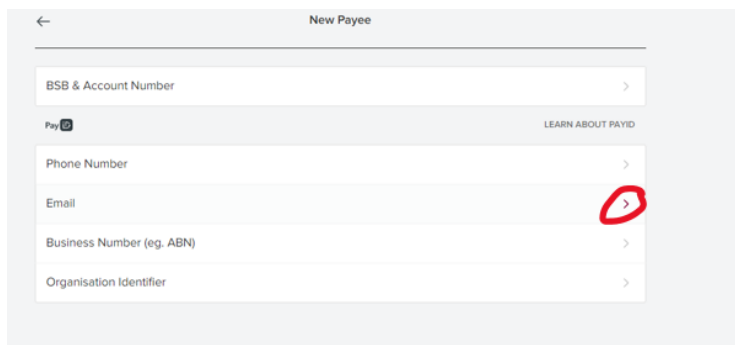
Step 9: Click on the 'Pay Anyone' icon as shown below.



Step 10: Click on the 'New Payee' icon as shown below.

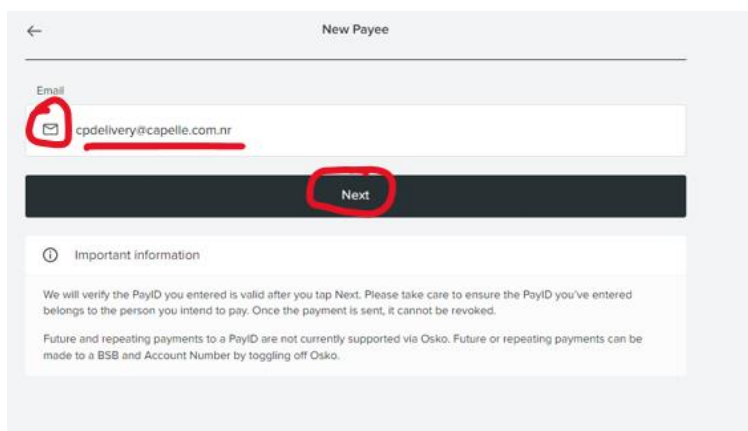


Step 11: Click on the arrow image at the far-right end of the word 'Email' as shown.



The screenshot shows a mobile application interface titled "New Payee". At the top, there is a back arrow and the title "New Payee". Below this is a form with several input fields, each with a right-pointing chevron icon. The fields are: "BSB & Account Number", "Phone Number", "Email", "Business Number (eg. ABN)", and "Organisation Identifier". The "Email" field is highlighted with a red circle around its chevron icon. Above the "Email" field, there is a "Pay" icon and a link that says "LEARN ABOUT PAYID".

Step 12: Place your cursor on the space near the closed envelope and type in this email address: [cpdelivery@capelle.com.nr](mailto:cpdelivery@capelle.com.nr) then click the 'Next' button as shown.



The screenshot shows the same "New Payee" form, but now the "Email" field is filled with the address "cpdelivery@capelle.com.nr". A red circle highlights the envelope icon to the left of the text. Below the form is a large black button labeled "Next", which is also highlighted with a red circle. Underneath the "Next" button is a section titled "Important information" with a small information icon. The text in this section reads: "We will verify the PayID you entered is valid after you tap Next. Please take care to ensure the PayID you've entered belongs to the person you intend to pay. Once the payment is sent, it cannot be revoked. Future and repeating payments to a PayID are not currently supported via Osko. Future or repeating payments can be made to a BSB and Account Number by toggling off Osko."

Step 13:

I) Enter total order amount (Refer step 1 for amount pointed out with a blue arrow ) in the 'Amount' space shown below.

II) Enter your order number (Refer step 6 for the order number as underlined in red) in the 'Description' space shown below.

III) Finally click on the 'Next' button as shown below.

Payment Details

SOPHIE GADANTIERE OPPENHEIMER TRADING AS CAPELLE & PARTNER

PayID: Email cpdelivery@capelle.com.nr

Pay Anyone From

Amount

\$ 104

Description

10042

Reference

e.g. invoice number (optional)

When

Now Later Repeating

Next

Step 14: Enter your Security number or VIP access code as shown below then continue by clicking the 'Submit' button as shown below.

Confirm

SOPHIE GADANTIERE OPPENHEIMER TRADING AS CAPELLE & PARTNER \$104.00

Osko Payment

PayID: Email cpdelivery@capelle.com.nr

Payment Date 22 Jun 2022

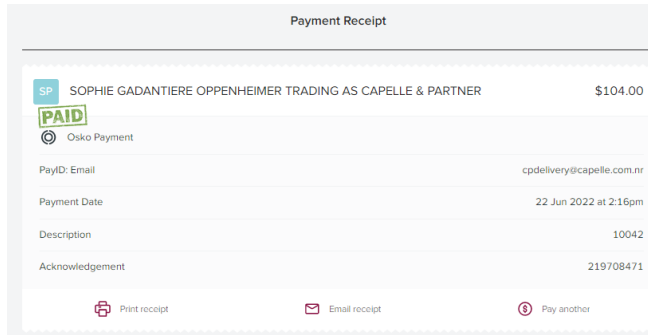
From Statement Account 10042

Enter your security token

48187Q

Submit

Step 15: A Bendigo 'Payment Receipt' will be revealed as shown below. When you reach this point, it means your payment has gone through and your shopping cart will now be able to go through the picking process.



*Now you can sit back and relax and wait for your shopping to reach you.*